



**GUIDE THE
HYDROGEN TRANSITION.**

OMAL IS WITH YOU.

WWW.OMAL.COM

H₂ SERIES



HYDROSURE



KRATOS



SUPREME



THOR



MAGNUM



424

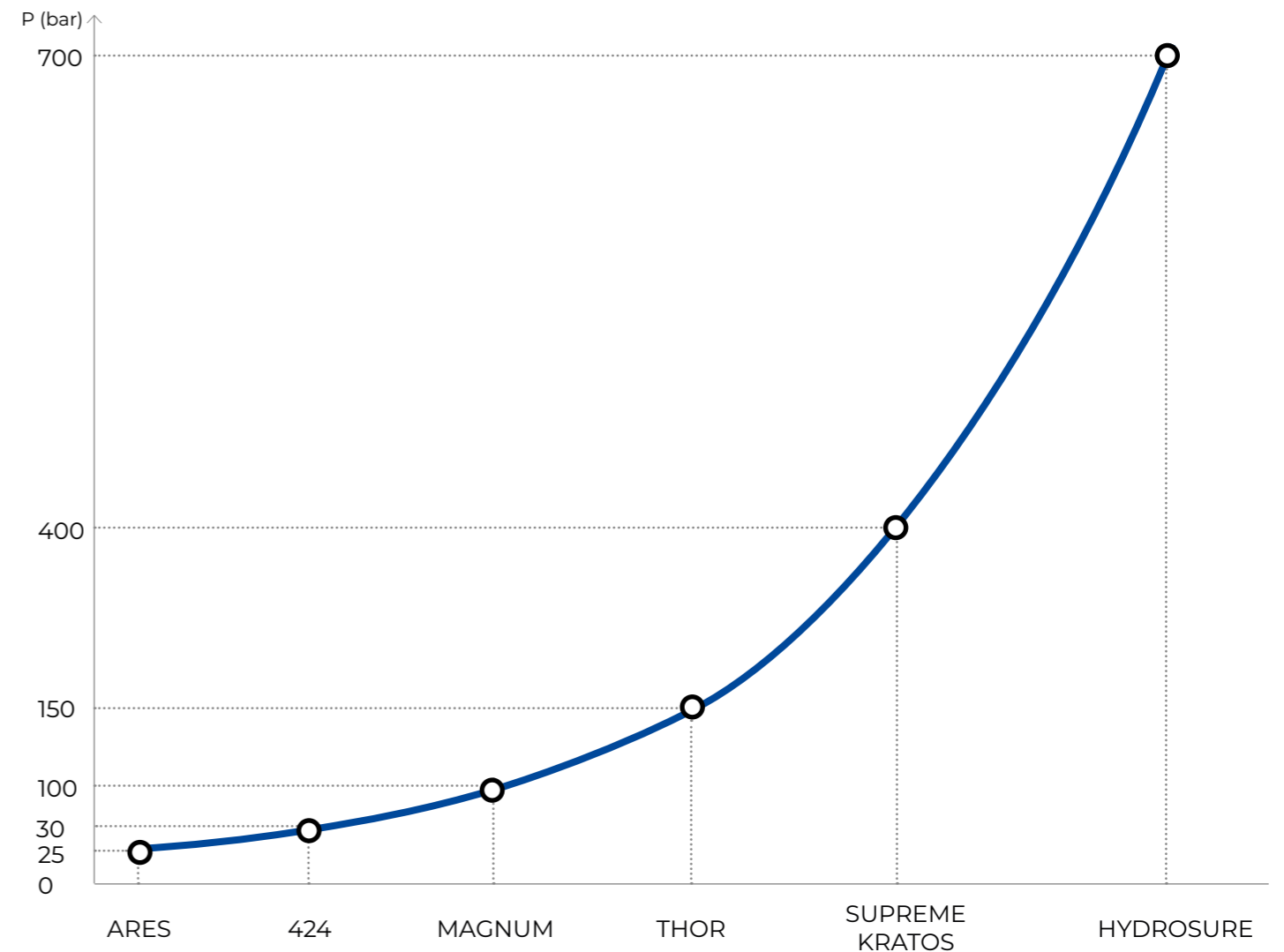


ARES

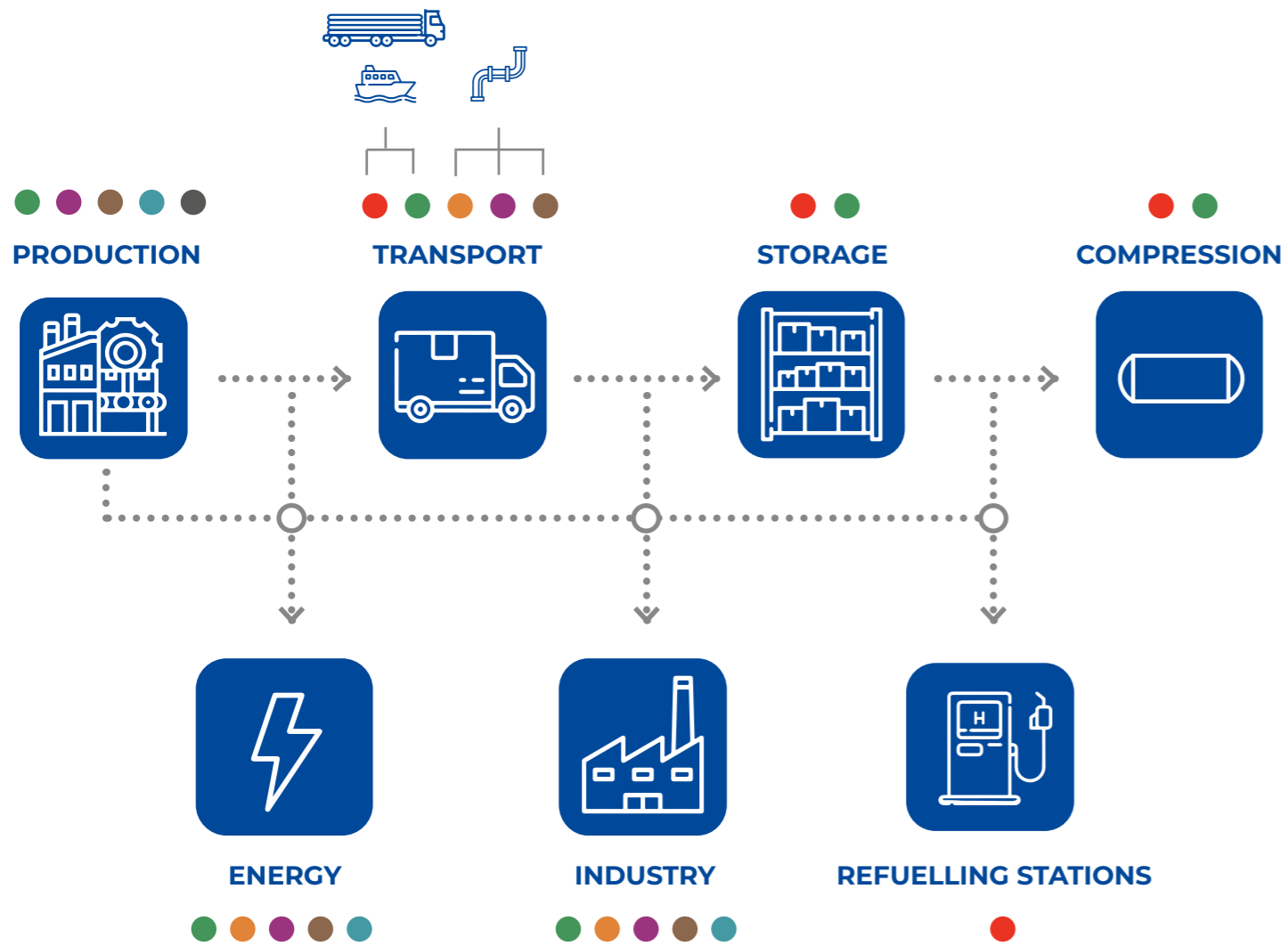
OMAL H₂ HIGH QUALITY SOLUTIONS

Material Compatibility Assessment with hydrogen	TÜV SUD
Certification EN 19880-3 for Hydrosure	TÜV SUD
Certification 2010/35/EU TPED Directive	Bureau Veritas
Certification Fugitive Emission ISO 15848-1 for Magnum, Thor, Supreme, Kratos	TÜV SUD
Certification EN 61508 up to SIL 3 for Magnum, Thor, Supreme, Kratos	TÜV NORD
Certification API6D - License n° 6D-1007	API
Equipment group IIC according to 2014/34/EU ATEX Directive	


GETTING HIGHER ON HYDROGEN



HYDROGEN SUPPLY CHAIN



- HYDROSURE
- THOR
- KRATOS
- MAGNUM
- 424
- SUPREME
- ARES



TECHNICAL DETAILS

HYDROSURE

HIGH PRESSURE BALL VALVES



KRATOS

HIGH PRESSURE BALL VALVES



SUPREME

TRUNNION BALL VALVES



SPECIFICATIONS
Size: <ul style="list-style-type: none"> DN 8 ÷ DN 25 [mm] 1/4" ÷ 1" [inch]
Body material: <ul style="list-style-type: none"> 316 Stainless steel
End connections: <ul style="list-style-type: none"> CONE&THREAD NPT (ANSI B1.20.1)
Max pressure: <ul style="list-style-type: none"> PN 700
Options: <ul style="list-style-type: none"> Stem Extension
Certifications: <ul style="list-style-type: none"> EN19880-3 Ex CE/UKCA Pressure Equipment CE/UKCA Fugitive Emission rate A SIL (up to SIL3) Fire Safe

SPECIFICATIONS
Size: <ul style="list-style-type: none"> DN 8 ÷ DN 50 [mm] 1/4" ÷ 2" [inch]
Body material: <ul style="list-style-type: none"> A350-LF2 Carbon steel 316 Stainless steel
End connections: <ul style="list-style-type: none"> ISO 228-1 NPT (ANSI B1.20.1)
Max pressure: <ul style="list-style-type: none"> PN 414 (varies by size) 6000 PSI (varies by size)
Options: <ul style="list-style-type: none"> BW / SW connection Stem Extension
Certifications: <ul style="list-style-type: none"> TPED Ex CE/UKCA Pressure Equipment CE/UKCA Fugitive Emission SIL (up to SIL3)

SPECIFICATIONS
Size: <ul style="list-style-type: none"> DN 50 ÷ DN 300 [mm] 2" ÷ 12" [inch]
Body material: <ul style="list-style-type: none"> Carbon steel Stainless steel
End connections: <ul style="list-style-type: none"> Flanged RF / RTJ
Pressure class: <ul style="list-style-type: none"> ANSI 150-2500 (varied by size)
Options: <ul style="list-style-type: none"> BW / SW connection
Certifications: <ul style="list-style-type: none"> Ex CE/UKCA Pressure Equipment CE/UKCA Fire Safe SIL (up to SIL3) Fugitive Emission rate B API6D on request

Transport:

Storage

Compression

Refuelling Stations

Production

Transport:

Storage

Compression

Industry

Energy

Transport:

Industry

Energy

THOR

SPLIT BODY FLANGED BALL VALVES



SPECIFICATIONS
Size: <ul style="list-style-type: none"> DN 15 ÷ DN 200 [mm] 1/2" ÷ 8" [inch]
Body material: <ul style="list-style-type: none"> A105 Carbon steel 316 Stainless steel CF8M s.s. (CL 150-300)
End connections: <ul style="list-style-type: none"> Flanged RF (RTJ on request)
Pressure class: <ul style="list-style-type: none"> ANSI 150-300 ANSI 600; PN 63-100 (DN≤100) ANSI 900-1500 (DN≤50)
Options: <ul style="list-style-type: none"> 3-Ways (DN≤100) Locking device Stem Extension
Certifications: <ul style="list-style-type: none"> Ex CE/UKCA Pressure Equipment CE/UKCA TPED SIL (up to SIL3) Fugitive Emission rate A Fire Safe API6D on request

Production

Transport:

Industry

Energy

MAGNUM

SPLIT WAFER BALL VALVES



SPECIFICATIONS
Size: <ul style="list-style-type: none"> DN 15 ÷ DN 200 [mm] 1/2" ÷ 8" [inch]
Body material: <ul style="list-style-type: none"> A105 Carbon steel 316 Stainless steel
End connections: <ul style="list-style-type: none"> Flanged RF
Pressure class: <ul style="list-style-type: none"> ANSI 150-300; PN 16-40 ANSI 600; PN 63-100 (DN≤100)
Options: <ul style="list-style-type: none"> 3-Ways (DN≤100) Locking device Stem Extension
Certifications: <ul style="list-style-type: none"> Ex CE/UKCA Pressure Equipment CE/UKCA TPED SIL (up to SIL3) Fugitive Emission rate A Fire Safe

Production

Transport:

Industry

Energy

MAGNUM

WAFER BALL VALVES



SPECIFICATIONS
Size: <ul style="list-style-type: none"> DN 15 ÷ DN 100 [mm] 1/2" ÷ 4" [inch]
Body material: <ul style="list-style-type: none"> A105 Carbon steel 316 Stainless steel
End connections: <ul style="list-style-type: none"> Flanged RF
Pressure class: <ul style="list-style-type: none"> ANSI 150-300; PN 16-40
Options: <ul style="list-style-type: none"> Locking device Stem Extension
Certifications: <ul style="list-style-type: none"> Ex CE/UKCA Pressure Equipment CE/UKCA TPED SIL (up to SIL3) Fugitive Emission rate A Fire Safe

Production

Transport:

Industry

Energy



OMAL S.p.A.



Ph. +39 030 8900145 · Fax +39 030 8900423 · info@omal.it · www.omal.com

HEADQUARTERS

Via Ponte Nuovo, 11 - 25050 Rodengo Saiano (BS) ITALY

Coordinates:

Lat: 45° 35' 53" North; Lon: 10° 05' 21" East

PRODUCTION SITE

Via Brognolo, 12 - 25050 Passirano (BS) ITALY

Coordinates:

Lat: 45° 35' 51" North; Lon: 10° 05' 18" East